

## LM-OPS-A5 Series

Outdoor Parking Lot Lighting

### Installation, Operation, and Maintenance Manual



The LM-OPS-A5 series lights can safely replace mercury vapor, metal halide, and high-pressure sodium light fixtures. They also provide a host of advantages. For a fraction of the operating cost, they are also maintenance-free and safer for the environment. They are the perfect choice for parking lots and other open areas, such as parks, fields, yards, paths, and driveways.

#### **WARNING**




Improper installation, adjustment, alteration, service, or maintenance can cause property damage, injury, or death. Read and understand the installation, operation, and maintenance instructions thoroughly before installing or servicing this equipment.

# Specifications

The Lumerica LM-OPS-A5 series is designed for use in applications where flexibility is desired. Ideal for use in parking lots, parks, fields, yards, paths, driveways, and more, these lights have an input voltage of 110 to 277 VAC with a frequency of 60 Hz and a rated life of 50,000 hours.

## ⚠ WARNING



To avoid the risk of fire, explosion, or electric shock, this product should be installed, inspected, and maintained by a qualified electrician only in accordance with all applicable electrical codes.

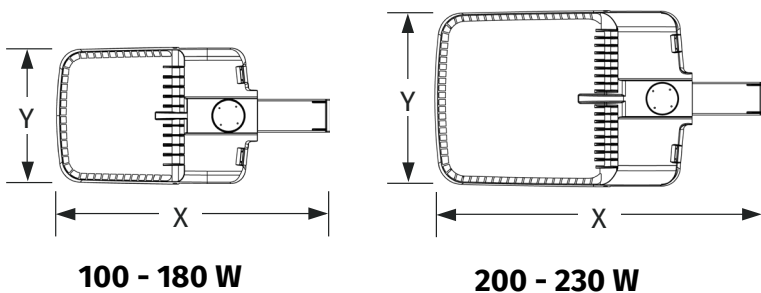
### To avoid electric shock:

- Be certain electrical power is OFF before and during installation and maintenance.
- Luminaire must be connected to a wiring system with an equipment-grounding conductor.
- Make sure the supply voltage is the same as the rated luminaire voltage.
- Do not operate in ambient temperatures above those indicated on the luminaire nameplate.
- No user serviceable parts inside of fixture. Removal of lens will void the warranty.

Chart 1 • LED Lighting Specifications

Model	Application Type	Typ. Mounting Heights	Lumens	Watts (W) @ 277 VAC	Lumens / Watt	CRI	Beam Angle	Weight	Length (X)	Width (Y)
LM-OPS-A5-100	Parking Lot	10' to 16'	14,500	100	145	75	TYPE III	8.00 lbs.	22.62"	11.24"
LM-OPS-A5-120	Parking Lot	12' to 30'	17,400	120	145	75	TYPE III	8.00 lbs.	22.62"	11.24"
LM-OPS-A5-145	Parking Lot	14' to 34'	21,025	145	145	75	TYPE III	8.75 lbs.	22.62"	11.24"
LM-OPS-A5-180	Parking Lot	16' to 40'	26,100	180	145	75	TYPE III	8.75 lbs.	22.62"	11.24"
LM-OPS-A5-200	Parking Lot	18' to 42'	29,000	200	145	75	TYPE III	9.50 lbs.	27.30"	14.50"
LM-OPS-A5-230	Parking Lot	20' to 44'	33,350	230	145	75	TYPE III	9.50 lbs.	27.30"	14.50"

Figure 1 • Dimensions



# Electrical, Maintenance, and Care

## Electrical Connections

**NOTE:** This fixture is equipped with a universal voltage driver for 110 to 277 VAC (i.e. 120 V, 208 V, 240 V, or 277 V)

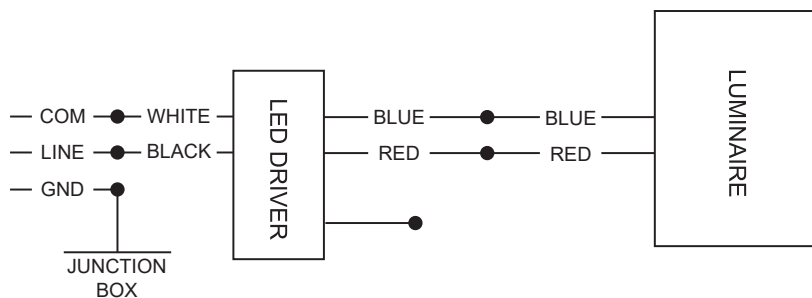
### PHASE TO NEUTRAL WIRING FOR 120/277 VAC

- ① Connect the supply ground to the fixture ground wire (green).
- ② Connect the supply common to the fixture neutral wire (white).
- ③ Connect the supply V in to the fixture hot wire (black).
- ④ Carefully tuck all wires into the wiring chamber taking care to ensure that no wires are pinched.

### PHASE TO PHASE WIRING FOR 208/240 VAC

- ① Connect the supply ground to the fixture ground wire (green).
- ② Connect the supply L1 (hot) to the fixture neutral wire (white).
- ③ Connect the supply L2 (hot) in to the fixture hot wire (black).
- ④ Carefully tuck all wires into the wiring chamber taking care to ensure that no wires are pinched.

**Figure 2 • Wiring Diagram**



## Maintenance and Care

### ⚠ CAUTION

To avoid personal injury, disconnect power to the light and allow the unit to cool down before performing maintenance.

Visual, mechanical, and electrical inspections should be performed on a regular basis. Routine checks at least once a year are recommended. Frequency of use and environmental conditions may make it necessary to perform more than one routine check per year. It is recommended to follow the Electrical Preventative Maintenance Program as described in NFPA 70B: Recommended Practice of Electrical Equipment.

The lens should be cleaned periodically as needed to ensure continued photo-metric performance. Clean the lens with a damp, non-abrasive, lint-free cloth. If a damp cloth alone is not sufficient, use mild soap or a liquid cleaner. Do not use an abrasive, strong alkaline or acid cleaner as damage may occur.

Inspect the cooling fins on the luminaire to ensure that they are free of any obstructions or contamination (i.e. excessive dust build-up). Clean with a non-abrasive cloth if needed. Electrical connections and wires should be checked for exposed wire and overall circuit integrity.

# Limited Warranty

**Five-Year Limited Warranty:** Lumerica (hereinafter referred to as the Company) warrants to the original purchaser or original user that all Lumerica Lighting Systems sold by it and all parts thereof are free from defects in materials or workmanship under normal use and service. The Company's sole obligation under this warranty shall be limited to furnishing replacement parts, F.O.B. Warren, Michigan, for 60 months from the date of initial installation of the light, but not to exceed 66 months from the date of shipment by the Company of the lighting system, for any parts which the Company's examination shall disclose to its satisfaction to be defective. Defective parts are to be returned to the company, transportation charges prepaid.

**General Conditions:** The warranties set out in this certificate are the exclusive remedy of the original owner or user in lieu of all other warranties written, oral, or implied (including any warranty of merchantability or fitness for the purpose) and all other obligations or liabilities on the part of the Company, and the Company neither assumes nor authorizes any person to assume for it any other obligation or liabilities on the part of the Company, and the Company neither assumes nor authorizes any person to assume for it any other obligation or liability in connection with the sale, installation, or use of the lighting system or any parts thereof.

The Company will not be responsible for labor charges for the analysis of a defective condition in the lighting system for the installation of replacement parts. The warranties provided herein will not apply if the lighting system in the judgement of the Company has been subjected to misuse, excessive dust, improper conversion, negligence, accident, corrosive atmospheres, excessive thermal shock, excessive vibration, physical damage to the lighting system, alterations by unauthorized service personnel, operation contrary to the Company's instructions, or if the serial number has been altered, defaced, or removed. The Company shall not be liable for any default or delay in the performance of these warranties caused by contingency beyond its control, including war, government restriction or restraints, strikes, fire, flood, short or reduce supply of raw materials, or parts.

The warranties herein shall be null and void if the lighting system is not installed by a competent electrical contractor and/or if the lighting system is not installed according to, and repaired according to, the Company's instructions. Normal product degradation and wear (rust, oxidation, etc.) does not constitute a material defect and applicable warranty claim.

Written permission is required for the return of any parts or equipment and any such return must be made on the basis of transportation charges prepaid. Shipment may be refused unless prior written permission is obtained and good returned prepaid.

This warranty applies only within the United States.



© 2020 Lumerica  
 21400 Hoover Road, Warren, MI 48089  
 Phone: (248) 543-8085 | Fax: (248) 598-2400  
[www.lumerica.com](http://www.lumerica.com) | [sales@lumerica.com](mailto:sales@lumerica.com)